

FAMILY CONNECTION



New Year. New Ways to Learn.

INSIDE LOOK

TO SCHOOL OR NOT
SCHOOL...TOUGH
DECISIONS

IS YOUR CHILD READY
FOR KINDERGARTEN?

FUN SNACK + ACTIVITIES

KINDERGARTEN BOOKS

3TS: TUNE IN, TALK MORE,
TAKE TURNS



TO SCHOOL or not to SCHOOL....TOUGH DECISIONS



BY ALLISON METSCH, M.S.ED

As we enter into another month of the COVID pandemic the choice to send your child back to school in person may be weighing very heavily on you. You may be trying to balance the pros and cons of in-person school, virtual school or taking a break from all formal schooling.

The good news is there are ways to engage learning at home. Parents (families) are children's first teachers. It may sound overwhelming but research indicates no amount of formal teaching can compare to the influences you have on your children, who you teach every day. Here are some tips to keep children learning at home:

THERE ARE
WAYS TO
ENGAGE
LEARNING
AT HOME.





- Create a daily schedule, include wake up, nap and sleep times. Sticking to a routine keeps children feeling secure.
- Include physical activity and when possible outside time.
- Take a walk with your child and talk about what you see.
- Play with your child: Play is your child's work! Look around your house for puzzles, books, cards, crayons, etc....for you to do together.
- Pretend Play Together - Play dress up, pretend restaurant, grocery store, etc...
- Read books together – just look at the pictures and tell the story, use a silly voice or create a different ending.
- Color, paint and draw.
- Do housework together – children can help sort clothes by color, by person, type of clothes, and pair socks. They love feeling helpful, and sorting is an important skill.
- Write a note or paint a picture and send it to a family member, teacher or a friend.
- Just talk and engage in conversation, narrate your own and their actions.
- Tune In, Talk More and Take Turns

For more information about helpful parenting hints, please visit:

- www.the3ts.org
- www.las3cs.org
- <https://www.cdc.gov/parents/essentials/overview.html>.

“PARENTS
(FAMILIES)
ARE
CHILDREN'S
FIRST
TEACHERS.”



Have a child that will be 5 on or before September 1st?
Registration for Kindergarten is now available at Broward
County Public Schools.

Is your child ready for kindergarten? It is never too early to prepare for this milestone in their life and yours. We can get ready by sharing books all about kindergarten. Not sure which school is your school (zoned school)? Check out the Find My School page at <https://www.browardschools.com/school-locator>. Once you find your school, visit the main office and pass by with your child. Keep an eye out for upcoming events at the school for new students.


Documents you need register your children include:

- Legal Proof of Child's Age
- Certificate of Immunization (Florida HRS 680). The 680 form can be obtained from the Broward County Department of Health or a Private Physician/Health Care Provider.
- Evidence of Medical Examination (well check-up) within the last 12 months of beginning school.
- Florida Driver's License or Identification
- To (2) Proofs of Residency
- Documentation of Grade Placement (N/A for Kindergarten)
- For more information, visit <https://www.browardschools.com/Page/8805>.




KINDERGARTEN BOOKS:

Countdown to Kindergarten by Alison McGhee and Harry Bliss



Miss Bindergarten Gets Ready for Kindergarten by Joseph Slate (Author), Ashley Wolff (Illustrator)




The Night Before Kindergarten by Natasha Wing (Author), Julie Durrell (Illustrator)



On the First Day of Kindergarten by Tish Rabe and Laura Hughes



Kindergarten Rocks! by Katie Davis





Make Time for Snack Time!



You will need:

Fruit Loops, M&M's or Skittles
(any snack of your choice!)

Let's make it fun!

Talk about their shape.

Sort by color and only eat 1 color.

Change the color each time.





Book Sharing + the 3Ts

Reading with a young child can be frustrating. But *sharing* a book can be much more fun, and just as good for your young child's brain!

How do you Book Share?

Open a book and have a conversation!



Use the 3Ts to Book Share



Tune In to what catches your child's attention, and follow their lead. Let them hold the book, flip the pages, and even move on when they lose interest.



Talk More about whatever your child is focused on - this might be the words in the story, the pictures on the page, or how the book feels in their mouth.



Take Turns to engage your child in a rich, brain-building conversation.

Book Sharing + the 3Ts

There's so much more to talk about than the words on the page!

- Describe the pictures
- Talk about what happened earlier in the story, or predict what might happen next.
- Discuss the characters' thoughts and feelings.

"The characters went to the grocery store and now they're cooking dinner. I bet they're going to eat dinner soon."

"Look at the cute little baby polar bear. She's so much smaller than the big mama bear."

"Oh no she fell off her bike and scraped her knee. I think she's hurting. Ouch."

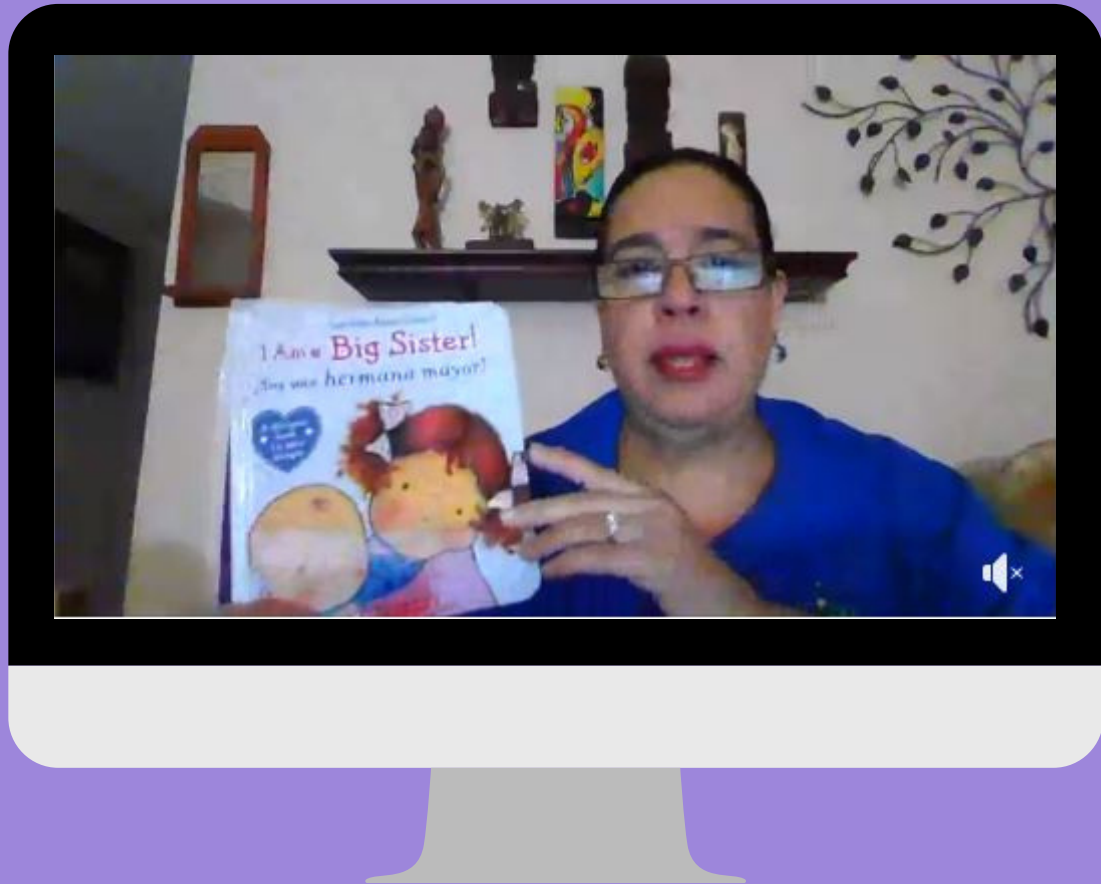


Don't worry if your child loses interest quickly. This is normal for someone their age. Just put the book down and try again later.



What's most important now is developing a love of books.

Join us for Storytime on Facebook Live!



Monday, Wednesday & Friday at 9:30 am

OFFICE OF
Early Learning
LEARN EARLY. LEARN FOR LIFE.

Contact us

Due to the COVID-19 pandemic, ELC Broward is teleworking but still able to support parents remotely.

Parents/Guardians can reach us in the following ways:

Main Office Number: (954)377-2188 | Monday through Friday, 8:00 a.m. - 6:00 p.m.

Online Chat Service: www.elcbroward.org | Monday through Friday, 8:00 a.m. - 4:30 p.m.